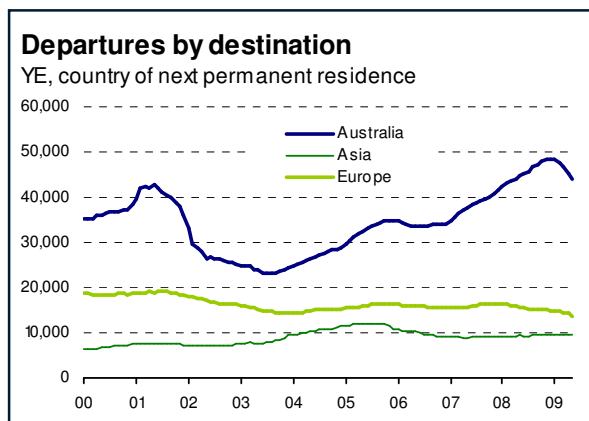
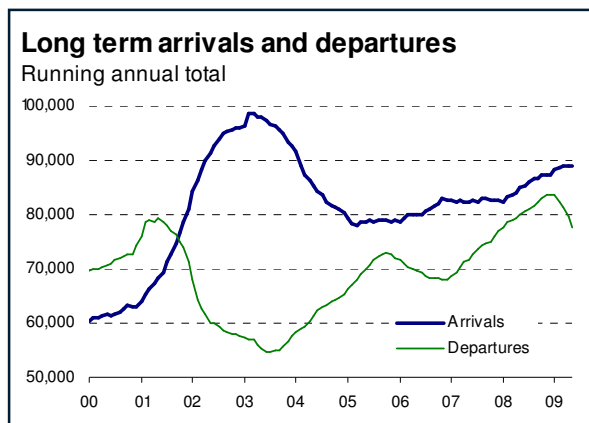
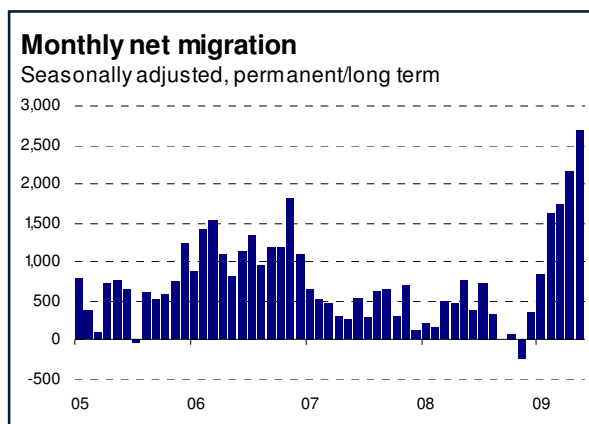




	Monthly Flows		Annual Flows	
	Actual	Seasonally adjusted	Total	Working age ⁽³⁾
Arrivals ⁽¹⁾	5,785	7,610	88,867	71,911
Departures ⁽²⁾	5,058	4,920	77,665	62,263
Net migration gain/(loss)	727	2,690	11,202	9,648

(1) Intended stay longer than one year (2) Intended absence longer than one year (3) 15-64 years
Data source: Statistics New Zealand



There's no place like home

In May there was a seasonally adjusted net migration gain of 2,690 people, the largest net monthly inflow since July 2003. A rapid decline in departures has been the primary driver of the spike in net migration in recent months. We now expect continuing low departure numbers to drive net migration above 20,000 people per annum by early-2010.

The decline in departures to Australia continued to accelerate in the three months to May, with 30% fewer New Zealand citizens heading to Aussie than in May 2008. There has also been a rapid decline in departures to the United Kingdom. Over the three months to May departures to the UK fell 25% from a year earlier, the sharpest decline since June 1982.

Inward migration recorded a slight boost in May, increasing by 1.2% (seasonally adjusted) to its highest level since August 2008. A marked lift in arrivals from India (up 40% on a year earlier for the three months to May), Australia (up 9.5%), and China (up 19%) were the main contributors to annual growth in arrivals.

Rising unemployment overseas and general economic uncertainty has helped to boost net migration inflows to New Zealand. Continuing weakness in global economic activity will see net migration inflows increase over the remainder of the year as departures remain low.